

























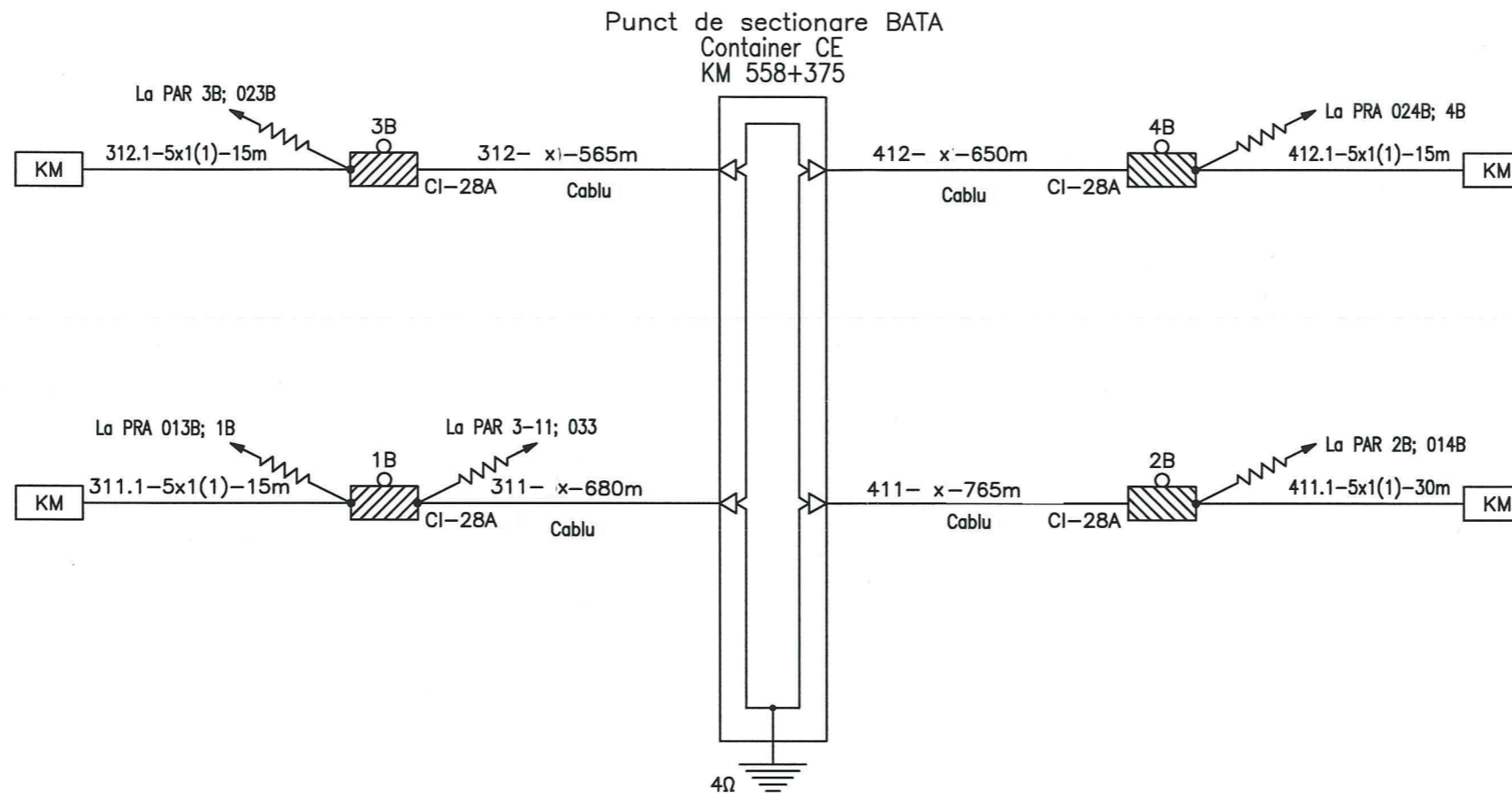


LEGENDA
LEGEND

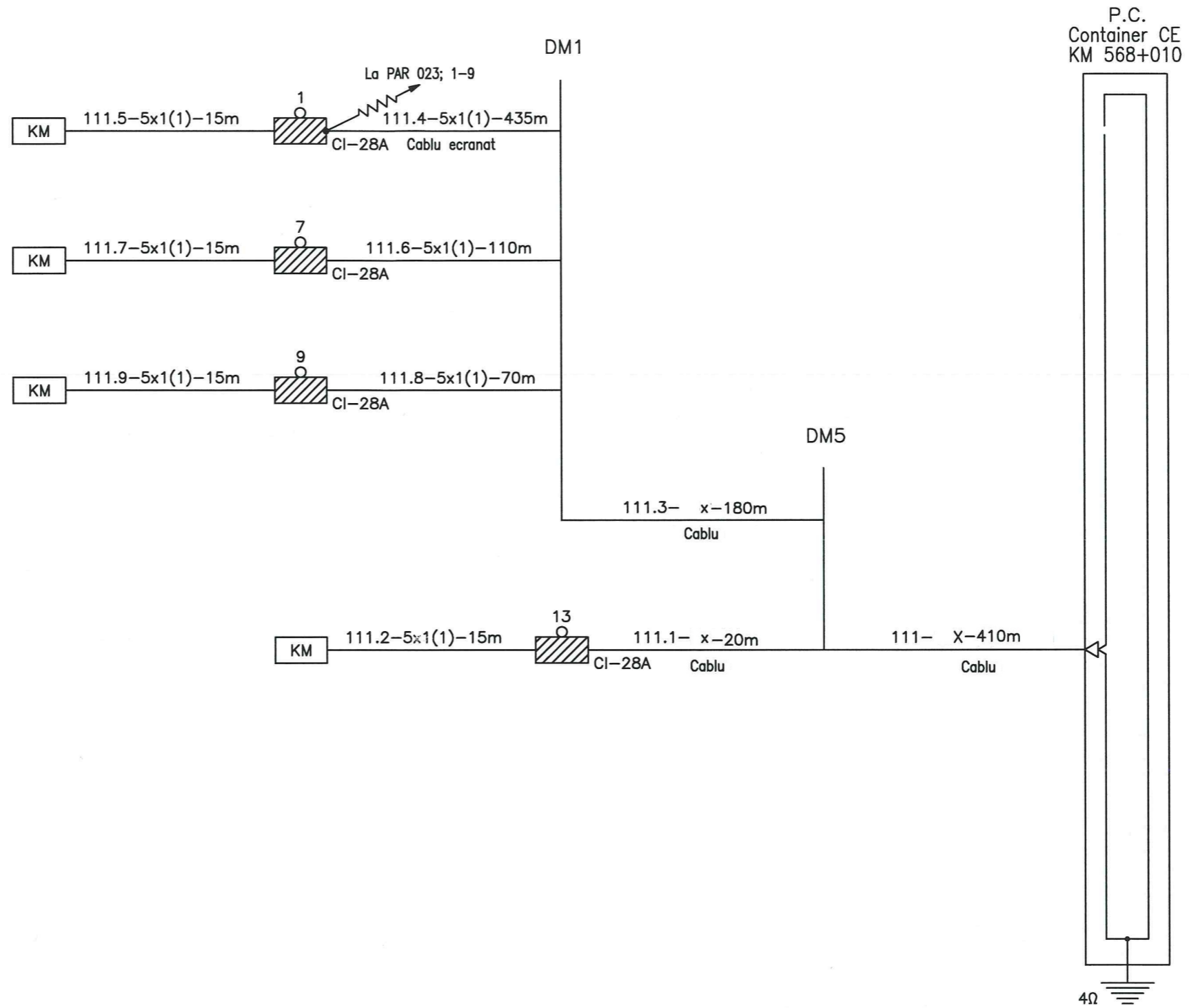
	CUTIE PENTRU CABLUL ELECTROMECHANISMULUI DE MACAZ TRIFAZAT NETALONABIL CABLE BOX FOR THREE PHASE NON-TRAILABLE POINT MACHINE
	CUTIE PENTRU CABLUL ELECTROMECHANISMULUI DE MACAZ TRIFAZAT TALONABIL CABLE BOX FOR THREE PHASE TRAILABLE POINT MACHINE
	CONTROLOR DE AC POINT DETECTOR
	SEIZOR DE INIMA FROG DETECTOR
	SENZOR SENSOR
	DISTRIBUITOR DE CABLURI DISTRIBUTOR BOX
	LEGATURA ECHIPOTENTIALA EQUIPOTENTIAL CONNECTION
	POST CENTRALIZARE INTERLOCKING POST
	TERMINAL DE CABLU CABLE TERMINAL
	PRIZA DE PAMANT EARTH PLATE
	111-24x1(3)-100m Cablul ecranat NUMARUL CABLULUI CABLE NUMBER
	NUMARUL DE CONDUCTOARE TOTAL NUMBER OF WIRES
	SECTIUNEA CONDUCTORULUI WIRE CROSS SECTION
	CODUCTOARE DE REZERVA SPARE WIRES
	LUNGIMEA CABLULUI LENGTH OF CABLE
	TIPUL CABLULUI CABLE TYPE

Indice Index	Data Date	Descriere Description	Semnatura Signature	Semnatura Signature	Semnatura Signature	Semnatura Signature
Modificare / Revision	E					
	D					
	C					
	B					
	A					
				 MINISTERUL TRANSPORTURILOR		
		 COMPANIA NAȚIONALĂ DE CĂI FERATE "CFR" SA		BENEFICIAR / BENEFICIARY :		
PROIECTANT / DESIGNER: 				Data / Date	Semnatura Signature	
Aprobat Approved	Sef de echipa Team leader	C. Teodorescu	01.2013			
Verificat Checked	Expert Cheie Key Expert	R. Trommer	01.2013			
Subcontractant / Subcontractor						
Aprobat Approved	Adjunct Sef de echipa Deputy Team leader	A.M. Baicu	01.2013			
Proiectat Designed	Inginer Engineer	O. Petcu	01.2013			
"Reabilitarea liniei c.f. Frontieră - Curtici - Simeria, parte componentă a coridorului IV Pan - European pentru circulația trenurilor cu viteză maximă de 160 km/h" Tronsonul 2-B : cap Y Bârzava - cap Y Ilteu "Rehabilitation of the Railway Line Border - Curtici - Simeria, component Part of the IV Pan - European Corridor for the Trains Circulation with maximum speed of 160 km/h" Section 2-B : end Y Bârzava - end Y Ilteu					Project 9i 35311.1 Faza / Phase: PTh +CS / TD + TS	
Denumire desen / Drawing Title : Plan cablaj electromecanisme de macaz - Sta ția BÂRZAVA / BARZAVA Station - Cable sketch for point machines						
Scara / Scale		Revizia / Revision		Cod desen / Drawing Code		Nr / No
-		1/16.05.2013		PT.02.05.10.SM.024		01/06



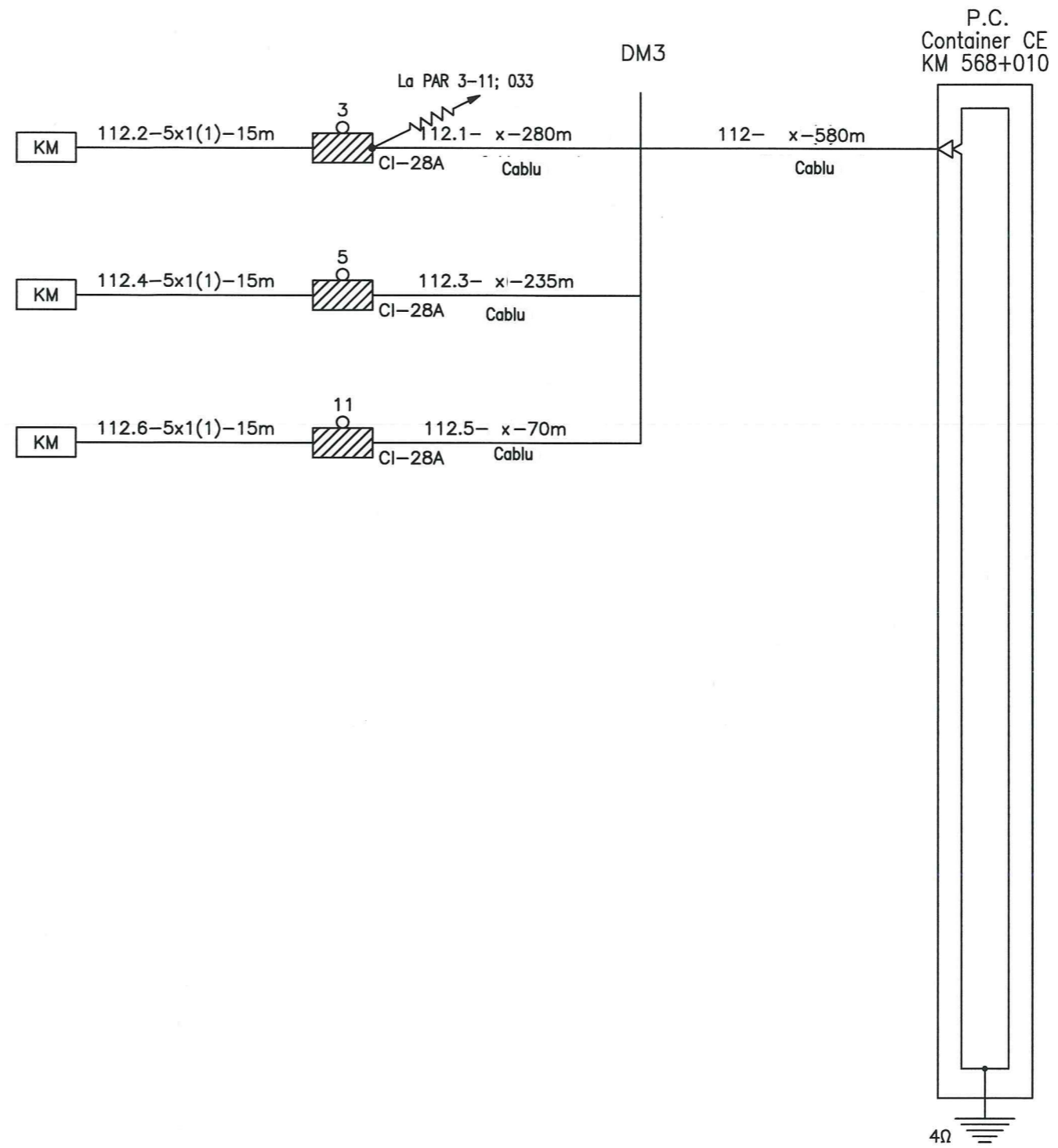
Cable sketch for
point machines
container Punct de Sectionare:
311;312;411;412

Plan de cablaj al
electromecanismelor de macaz
container Punct de sectionare:
311;312;411;412



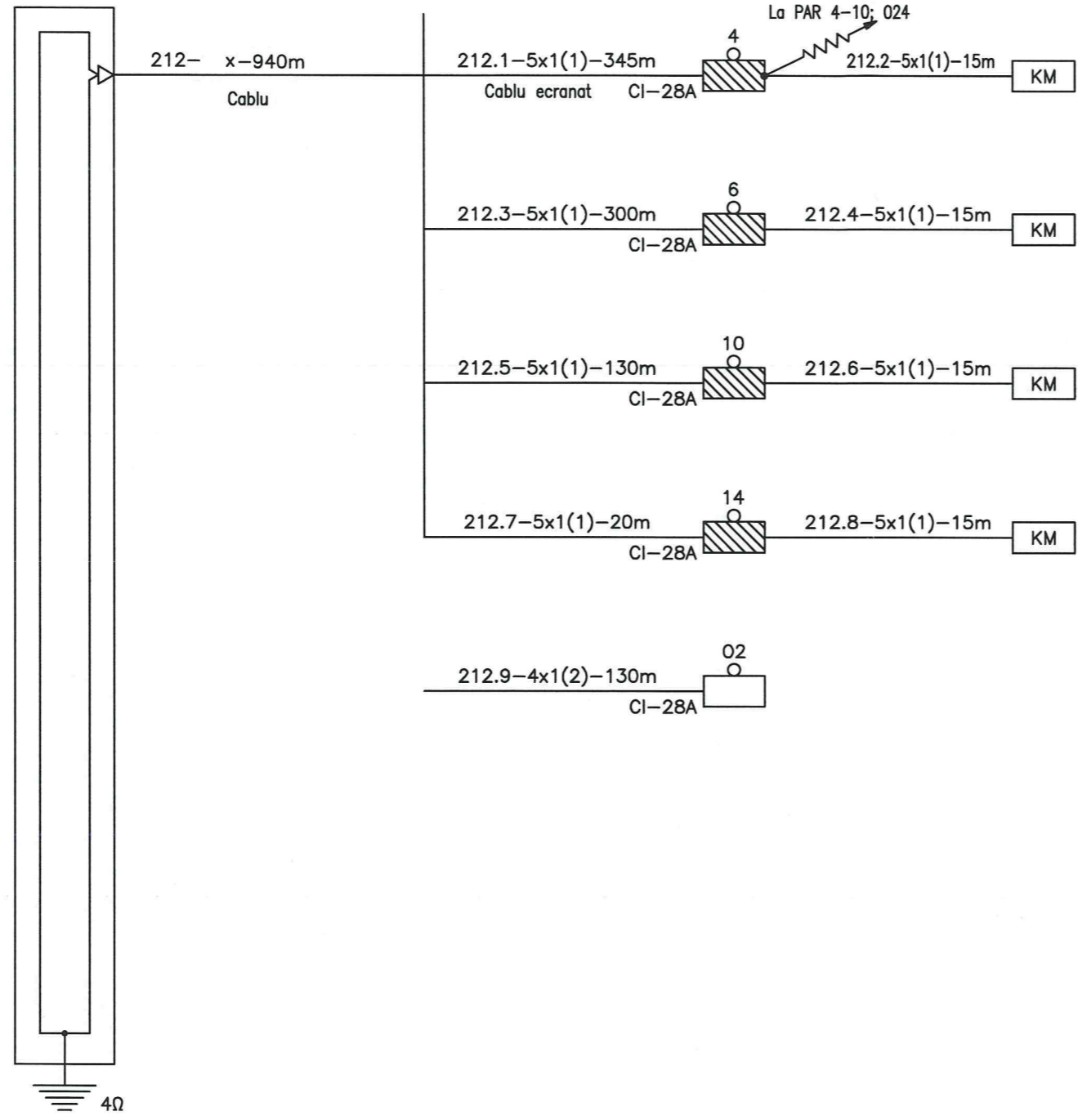
Cable sketch for
 point machines
 station end X track 1:
 111

Plan de cablaj al
 electromecanismelor de
 macaz cap X firul 1:
 111

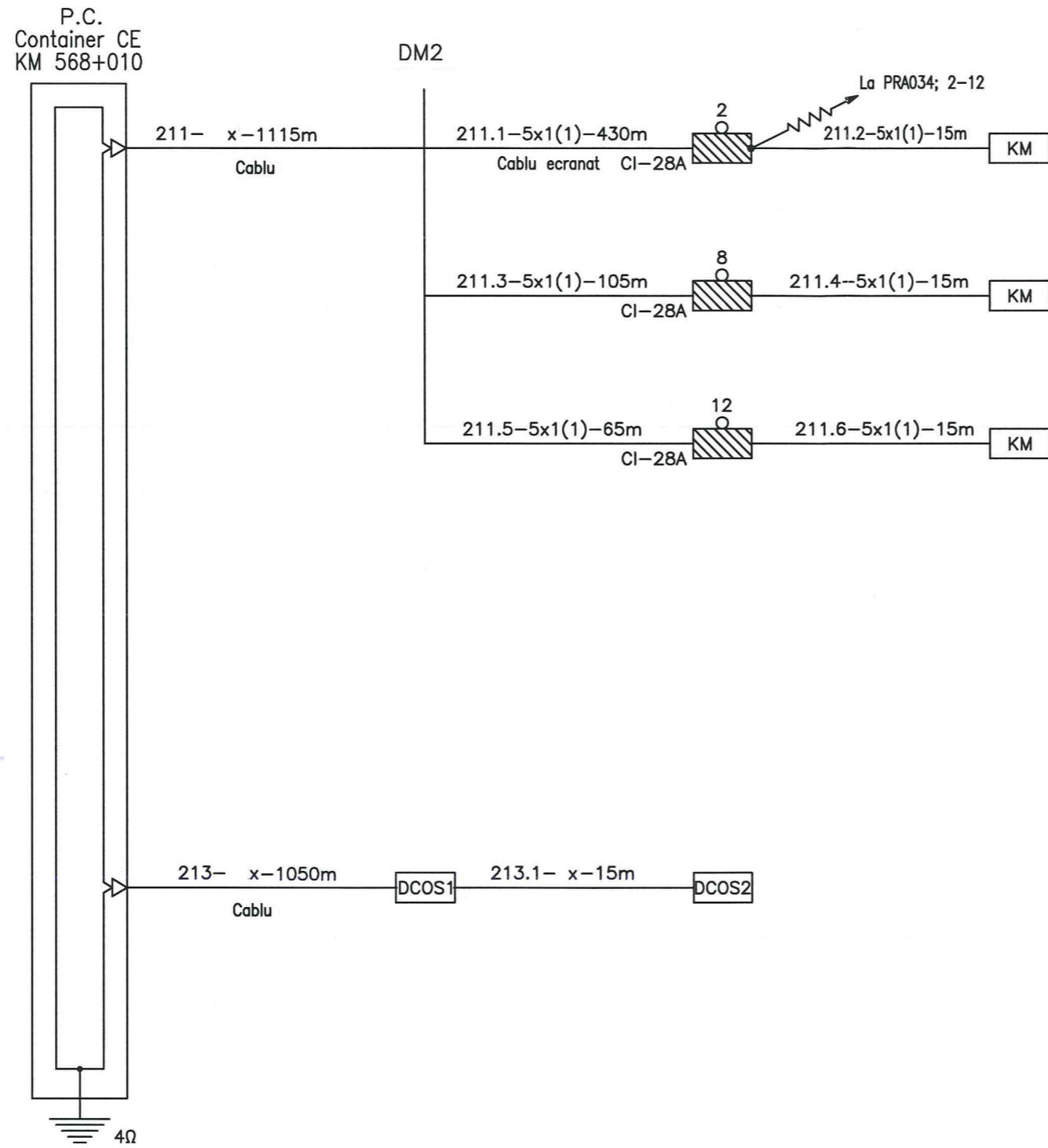


Cable sketch for
point machines
station end X track 2:
112
Plan de cablaj al
electromecanismelor de
macaz cap X firul 2:
112

P.C.
Container CE
KM 568+010



Cable sketch for
point machines
station end Y track 1:
212
Plan de cablaj al
electromecanismelor de
macaz cap Y firul 1:
212



Cable sketch for
point machines
station end Y track 2:
211

Plan de cablaj al
electromecanismelor de
macaz cap Y firul 2:
211